visuteach.com

11+ Maths Sample Test

Contents

Questions	pages 2-5
Answers	pages 6-13
Answer sheet	page 14
Copy of answer sheet with correct answers filled in	page 15

This is a multiple choice test.

You may do rough working on a separate sheet of paper.

Answers should be marked on the answer sheet provided, not on the test paper. (A copy of the answer sheet, with the correct answers filled in, is provided in order to make marking easier).

Use a pencil to mark your answer in the column that has the same number as the test question by drawing a firm horizontal line through the rectangle next to your answer.

If you make a mistake, rub it out and put in your new answer. You should only mark one answer for each question.

If you cannot do a question, do not waste time, move onto the next question. If you are not sure of an answer, you should make a guess.

There are 10 questions and you have 10 minutes to do the test.

©2010 Visuteach All Rights Reserved

Questions

1 Jack was x years old 4 years ago. How old will he be 6 years from now?

2 A, B and C are the angles of an isosceles triangle. Angle A measures 70°. Angle B is greater than 60°. What is the size of angle C?

3

	m to feet	feet to m
5	16.40 ft	1.52 m
8	?	2.44 m
10	32.81 ft	3.05 m
13	42.65 ft	3.96 m

The table shows some values in a conversion table of metres to feet and feet to metres. From the table you can see that 5 m = 16.4 feet and that 5 feet = 1.52 m. What figure should replace the question mark?

4

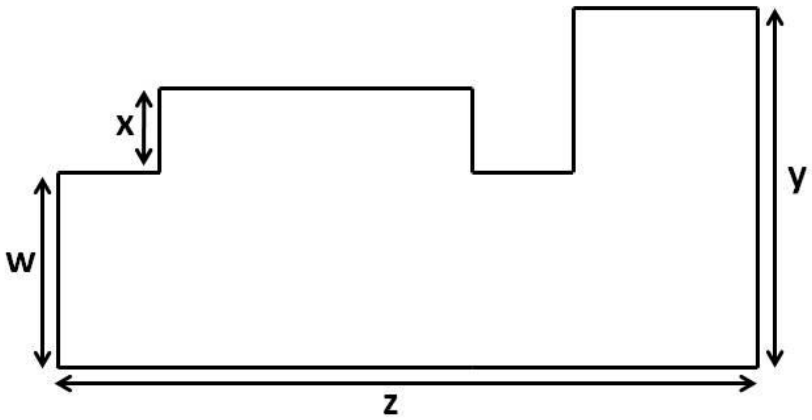

What is the perimeter of this shape?

©2010 Visuteach All Rights Reserved

5

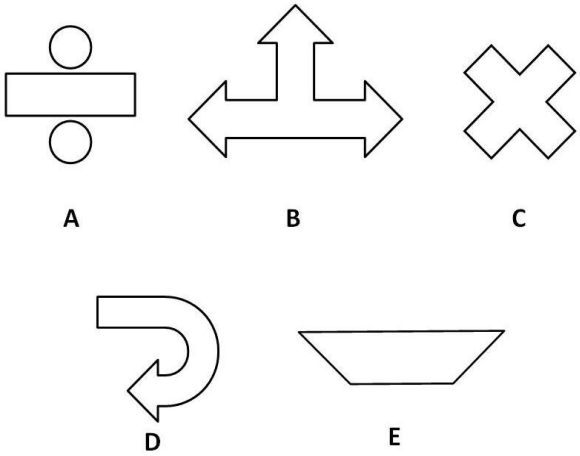

Which of these shapes have rotational symmetry?

A and B
B and E
C and D
A and C
C and E

6 If 5x - 6 = 7x + 4, what is x?

7

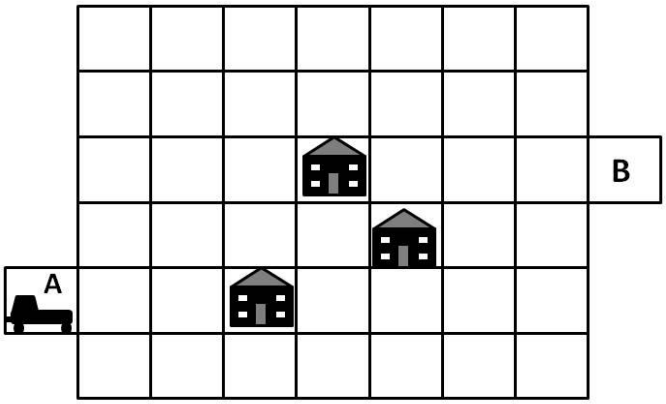

A radio controlled car needs to be guided along the white squares from point A to point B, avoiding the houses on the way. The car can only move FORWARD, TURN RIGHT 90° and TURN LEFT 90°.
Which instructions should you use to guide the car?

©2010 Visuteach All Rights Reserved

A) FORWARD 2, TURN RIGHT 90°,
FORWARD 1, TURN LEFT 90°,
FORWARD 4, TURN LEFT 90°,
FORWARD 4, TURN RIGHT 90°,
FORWARD 2

B) FORWARD 2, TURN LEFT 90°,
FORWARD 1, TURN RIGHT 90°,
FORWARD 4, TURN LEFT 90°,
FORWARD 1, TURN RIGHT 90°,
FORWARD 2

C) FORWARD 2, TURN RIGHT 90°,
FORWARD 1, TURN LEFT 90°,
FORWARD 3, TURN LEFT 90°,
FORWARD 3, TURN RIGHT 90°,
FORWARD 3

D) FORWARD 2, TURN RIGHT 90°,
FORWARD 1, TURN LEFT 90°,
FORWARD 4, TURN LEFT 90°,
FORWARD 3, TURN RIGHT 90°,
FORWARD 2

8

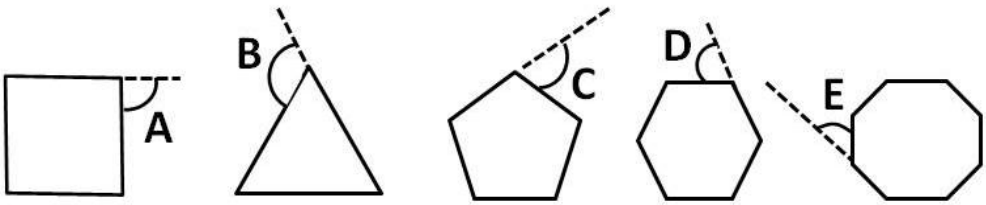

The diagram shows exterior angles for 5 regular polygons. Which one of these angles is the smallest?

©2010 Visuteach All Rights Reserved

9	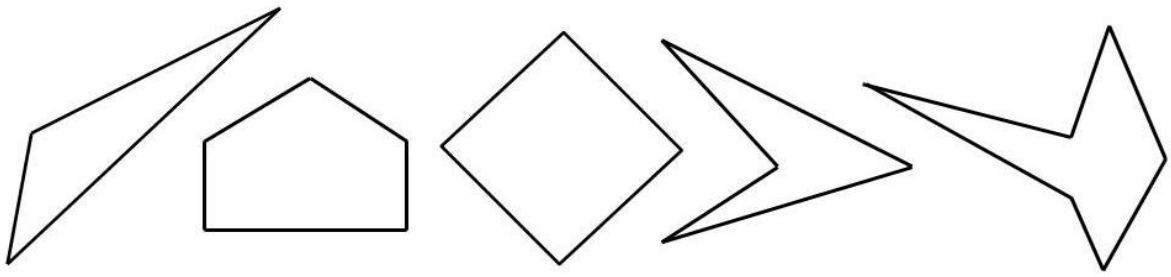 How many of these shapes contain interior reflex angles?
10	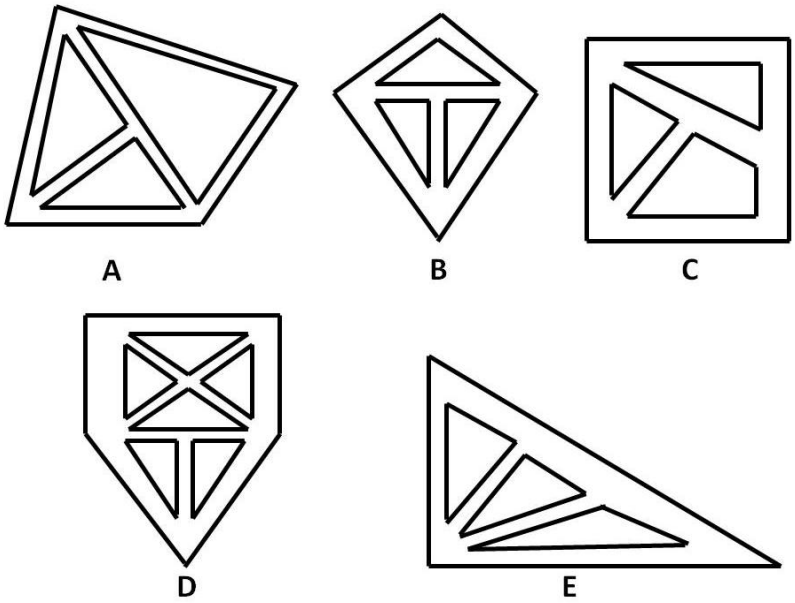 A milkman delivers milk to certain housing estates. The street layout of the housing estates is shown in the diagram above. The milkman wants to avoid visiting the same street more than once, but there are no restrictions on him passing over the same street corners. On which housing estate is this possible?

©2010 Visuteach All Rights Reserved

Answers

1	Answer : x+10 Jack was x years old 4 years ago, so he is now x+4 years old. In 6 years' time he will be 6 years older i.e. he will be x+4+6 = x+10 years old.
2	Answer : 40° An isosceles triangle has at least 2 equal sides and 2 equal angles. We also know that the angles inside a triangle add up to 180°. Angle A is 70°, angle B is greater than 60° and therefore angle C is less than 50°. We know that two of these angles must be equal in order for this triangle to be isosceles and the only way that this can be is if angle B = angle A i.e. angle B = 70°. Therefore angle C = 40°
3	Answer : 26.25 ft The ? represents the value of 8 metres in feet. In the table we are given the values of 5 m, 10 m and 13 m in feet, and we can use this information to find the value of 8 m in feet. We do this by seeing that 8 = 13 - 5 and therefore the value of 8 m in feet will be the value of 13 m in feet minus the value of 5 m in feet = 42.65 - 16.40 = 26.25 feet (i.e. 26.25 ft)
4	Answer : 2x+2y+2z 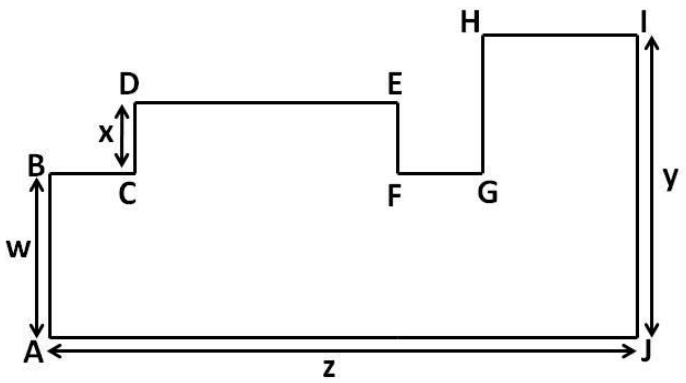 the perimeter of this shape is the sum of the lengths of the horizontal segments and the vertical segments the sum of the lengths of the horizontal segments = AJ+BC+DE+FG+HI BC+DE+FG+HI is the same as the length of AJ (i.e. z), so the sum of the lengths of the horizontal segments = AJ+(BC+DE+FG+HI) =

©2010 Visuteach All Rights Reserved

	z+z = 2z the sum of the lengths of the vertical segments = JI+AB+CD+FE+GH AB+GH is the same length as JI (i.e. y), so the sum of the lengths of the vertical segments = JI+AB+CD+FE+GH = JI + (AB+GH) +CD+FE = y+y+CD+FE = 2y+CD+FE CD is of length x and CD is the same length as FE, so we have the sum of the lengths of the vertical segments = 2y+CD+FE = 2y+x+x = 2y+2x so the perimeter of the shape = sum of the lengths of the horizontal segments + sum of the lengths of the vertical segments = 2z+2y+2x = 2x+2y+2z
5	Answer : A and C 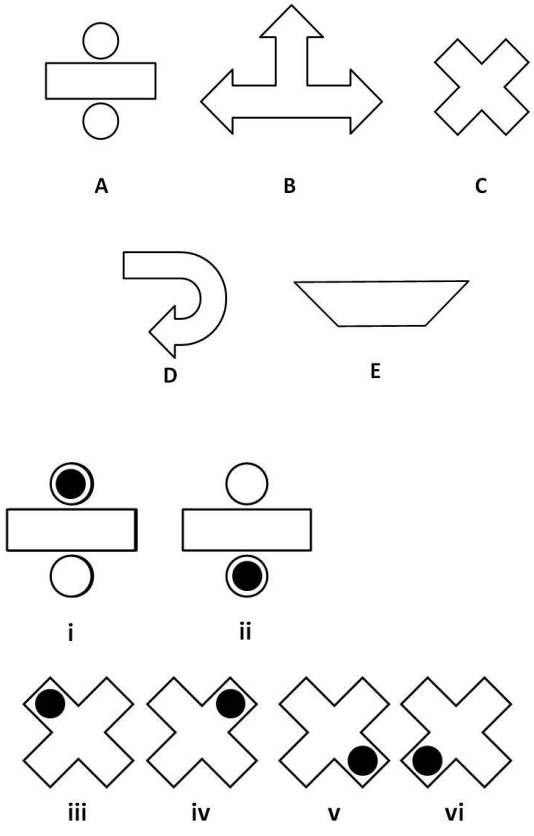 shape A has rotational symmetry of order 2 (i.e. it fits onto itself twice as it is turned through 360°). This can be seen in (i) and (ii) above. We have put a blob on the shape in order to more easily see what happens when we rotate

©2010 Visuteach All Rights Reserved

	the shape. We start from position (i) and end up at position (ii) after rotating the shape 180° clockwise. From position (ii) we end up back at position (i) by rotating the shape a further 180° clockwise. So there are 2 positions in which the shape looks the same when being rotated through 360° and therefore shape A has rotational symmetry of order 2. shape C has rotational symmetry of order 4 (i.e. it fits onto itself four times as it is turned through 360°). This can be seen in (iii), (iv), (v) and (vi) above. We have put a blob on the shape in order to more easily see what happens when we rotate the shape. We start from position (iii) and end up at position (iv) after rotating the shape 90° clockwise. From position (iv) we end up at position (v) after rotating the shape 90° clockwise. From position (v) we end up at position (vi) after rotating the shape 90° clockwise. From position (vi) we end up back at position (iii) after rotating the shape a further 90° clockwise. So there are 4 positions in which the shape looks the same when being rotated through 360° and therefore shape C has rotational symmetry of order 4.
6	Answer : -5 $5x-6 = 7x+4$ to solve for x you need to isolate all of the x terms on one side of the equation. Performing the same operation on both sides of an equation leaves the equation unchanged (i.e. the equality still holds true). We use this fact to help us isolate x terms. First we subtract 5x from both sides of the equation i.e. $5x - 6 - 5x = 7x + 4 - 5x$ which gives us $-6 = 2x + 4$ then we subtract 4 from both sides of the equation and we get $- 6 - 4 = 2x + 4 - 4$ i.e. $-10 = 2x$ then we divide both sides of the equation by 2 and we get $-5 = x$ i.e. $x = -5$

©2010 Visuteach All Rights Reserved

7 Answer : D

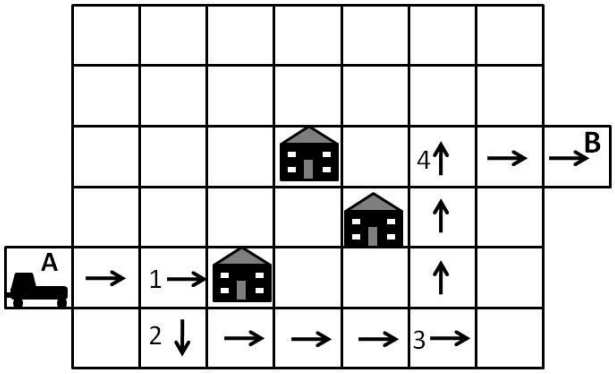

The correct answer is D. The car moves forward 2, so it moves from position A to position 1. The car is then facing towards the east as shown by the arrow in the square at position 1. The car then turns right 90° (i.e. it turns 90° in a clockwise direction), so it is now facing south. It then moves forward 1 and ends up in position 2. The car then turns left 90° (i.e. it turns 90° in an anti-clockwise direction), so it is now facing east. The car then moves forward 4 so it ends up at position 3. The car then turns left 90° (i.e. it turns 90° in an anti-clockwise direction), so it is now facing north. The car then moves forward 3 so it ends up at position 4. The car then turns right 90° (i.e. it turns 90° in a clockwise direction), so it is now facing east. The car then moves forward 2 so it ends up at position B.

Answer A is incorrect, because the car does not end up at position B, as shown in the diagram below

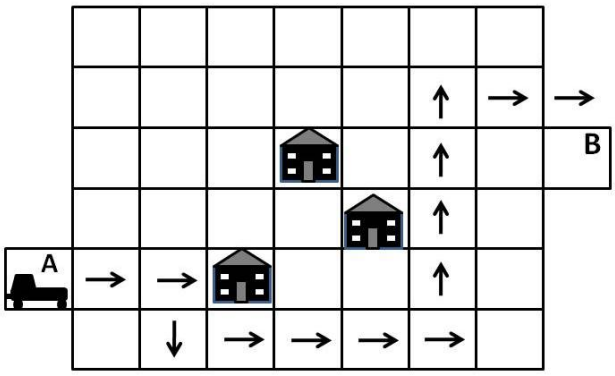

©2010 Visuteach All Rights Reserved

Answer B is incorrect, because the car crashes into the house at position X, as shown in the following diagram

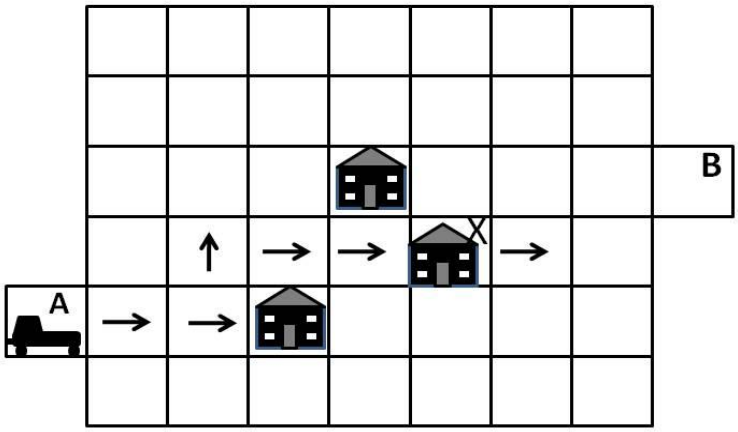

Answer C is incorrect, because the car crashes into the house at position X, as shown in the diagram below

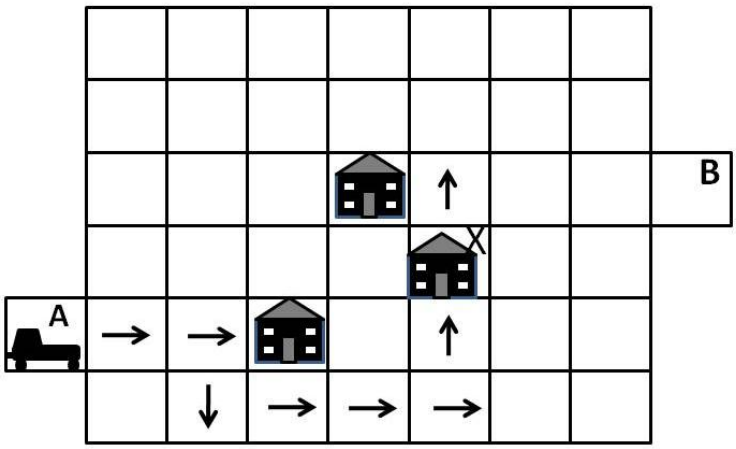

8 Answer : E

There are a number of ways of working this question out. Two ways are as follows :

a) for a regular polygon, all of its sides are equal in length and all of its interior angles are equal. Each exterior angle of the polygon has a corresponding interior angle and the exterior angle = 180° - interior angle. Therefore the larger the interior angle of the polygon is, then the

©2010 Visuteach All Rights Reserved

	smaller the exterior angle is. By looking at the polygons in the question, we can see that the more sides the polygon has, the greater is each interior angle and therefore the smaller is each exterior angle. Therefore the polygon with the greatest number of sides has the smallest exterior angle. The octagon has the most sides and therefore the answer is E (i.e. angle E) b) the sum of the exterior angles of any polygon is 360°. A polygon with n sides has n interior angles and n corresponding exterior angles. For a regular polygon, all of its interior angles are equal to each other and also its exterior angles are equal to each other. For a regular polygon with n sides, each of its n exterior angles is equal and the sum of its n exterior angles is 360°, so each exterior angle will be equal to 360°/n. Therefore the larger the value of n, the smaller the value of the exterior angle (e.g. if n = 3 then each exterior angle will be 360/3 = 120° and if n = 6 then each exterior angle will be 360/6 = 60°). So the regular polygon with the greatest number of sides will be the one that has the smallest exterior angle. The octagon has the most sides and therefore the answer is E (i.e. angle E)
9	Answer : 2 a reflex angle is an angle between 180° and 360°. The interior reflex angles of the shapes in the question are shown below 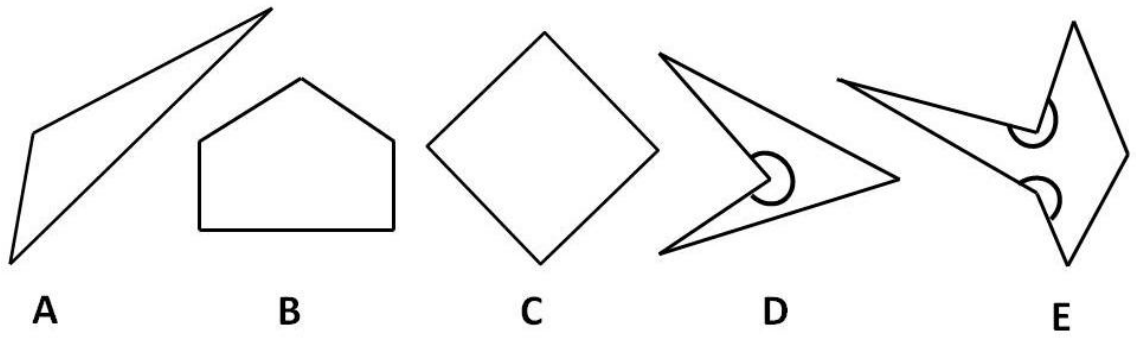 so there are two shapes which contain interior reflex angles i.e. shapes D and E. So the answer is 2
10	Answer : E You can solve this problem by trying to trace a path through the streets of each housing estate and finding the housing estate that allows the milkman to visit each street once only. However, there is a quicker, easier way to work the problem out.

©2010 Visuteach All Rights Reserved

We will first define a vertex as being a point at which paths (i.e. streets in this example) meet. The degree of the vertex is the number of paths that meet at the vertex. The degree of a vertex is odd if there are an odd number of paths meeting at the vertex, and is even if there are an even number of paths meeting at the vertex.

Looking at the housing estates in the question, we can draw rings around the vertices of each housing estate. Doing this we get the following diagram

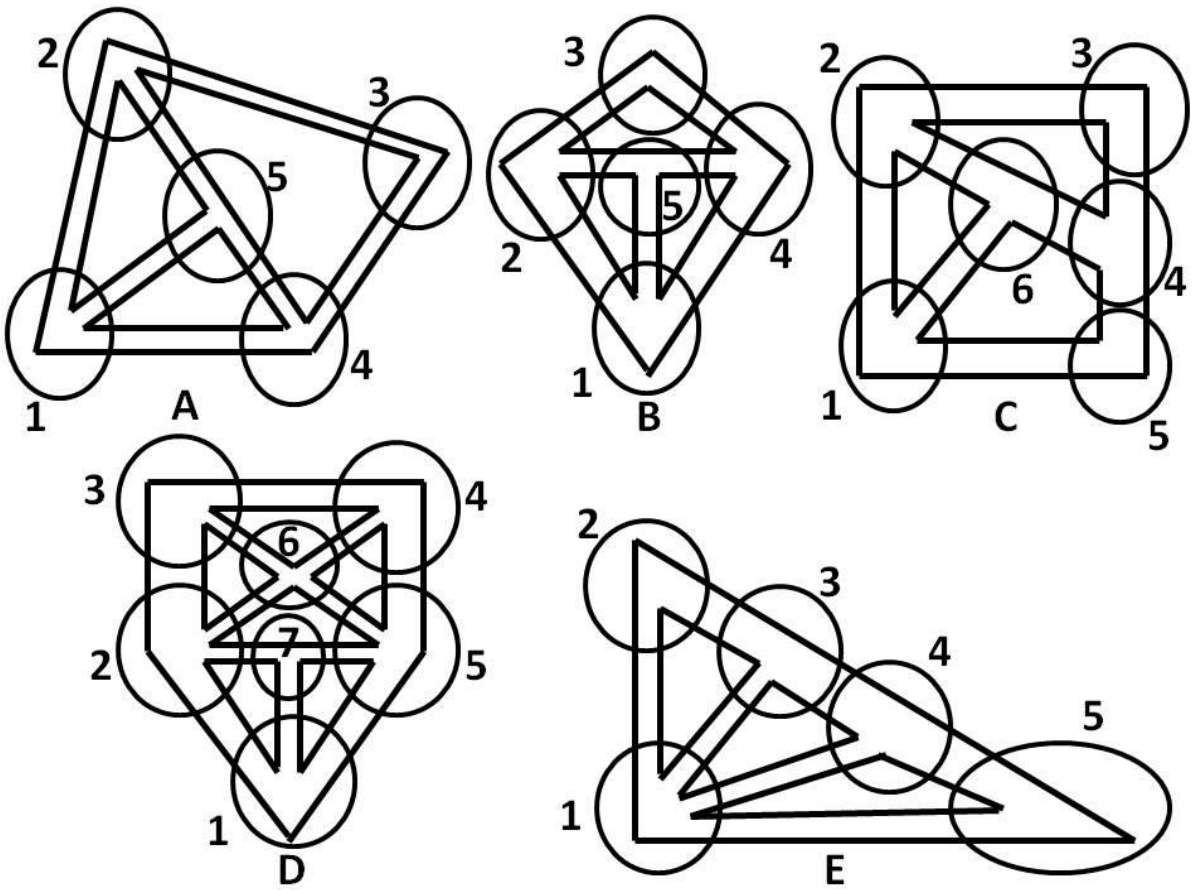

The key facts you need to know to solve this problem are :

If there are two or less vertices of odd degree then there is a path around the housing estate which allows the milkman to visit each street once only.
If there are more than two vertices of odd degree then there is no path around the housing estate which allows the milkman to visit each street once only.

©2010 Visuteach All Rights Reserved

So the solution can be found by eliminating any housing estate that has more than 2 vertices of odd degree, and looking for the housing estate that has 2 or less vertices of odd degree.

A is incorrect because housing estate A has 4 vertices of degree 3 (i.e. vertices 1, 2, 4 and 5) and 1 vertex of degree 2 (i.e. vertex 3). Therefore it has 4 vertices of odd degree and 1 vertex of even degree. It has more than two vertices of odd degree and is therefore not the correct answer.

B is incorrect because housing estate B has 4 vertices of degree 3 (i.e. vertices 1, 2, 4 and 5) and 1 vertex of degree 2 (i.e. vertex 3). Therefore it has 4 vertices of odd degree and 1 vertex of even degree. It has more than two vertices of odd degree and is therefore not the correct answer.

C is incorrect because housing estate C has 4 vertices of degree 3 (i.e. vertices 1,2,4 and 6) and 2 vertices of degree 2 (i.e. vertices 3 and 5). Therefore it has 4 vertices of odd degree and 2 vertices of even degree. It has more than two vertices of odd degree and is therefore not the correct answer.

D is incorrect because housing estate D has 4 vertices of degree 3 (i.e. vertices 1, 3, 4 and 7) and 3 vertices of degree 4 (i.e. vertices 2, 5 and 6). Therefore it has 4 vertices of odd degree and 3 vertices of even degree. It has more than two vertices of odd degree and is therefore not the correct answer.

E is correct because housing estate E has 2 vertices of degree 3 (i.e. vertices 3 and 4), 2 vertices of degree 2 (i.e. vertices 2 and 5) and 1 vertex of degree 4 (i.e. vertex 1). Therefore it has 2 vertices of odd degree and 3 vertices of even degree. It has two or less vertices of odd degree and is therefore the correct answer.

In summary, to solve these problems quickly, all you need to do is to eliminate any housing estate that has more than 2 vertices of odd degree. The solution will be the housing estate that has 2 or less vertices of odd degree.

©2010 Visuteach All Rights Reserved

1

- x+2
- x+4
- x+6
- x+10
- x+8

2

- 70°
- 50°
- 60°
- 55°
- 40°

3

- 25.40 ft
- 26.25 ft
- 23.80 ft
- 25.80 ft
- 24.90 ft

4

- 2x+2y+2z
- w+2x+2z
- y+w+x+2z
- 2w+y+2z
- y+w+x+z

5

- A and B
- B and E
- C and D
- A and C
- C and E

6

- 3
- -3
- -5
- 5

7

- A
- B
- C
- D

8

- A
- B
- C
- D
- E

9

- 1
- 2
- 3
- 4
- 5

10

- A
- B
- C
- D
- E

©2010 Visuteach All Rights Reserved

1

- x+2
- x+4
- x+6
- x+10
- x+8

2

- 70°
- 50°
- 60°
- 55°
- 40°

3

- 25.40 ft
- 26.25 ft
- 23.80 ft
- 25.80 ft
- 24.90 ft

4

- 2x+2y+2z
- w+2x+2z
- y+w+x+2z
- 2w+y+2z
- y+w+x+z

5

- A and B
- B and E
- C and D
- A and C
- C and E

6

- 3
- -3
- -5
- 5

7

- A
- B
- C
- D

8

- A
- B
- C
- D
- E

9

- 1
- 2
- 3
- 4
- 5

10

- A
- B
- C
- D
- E

©2010 Visuteach All Rights Reserved